



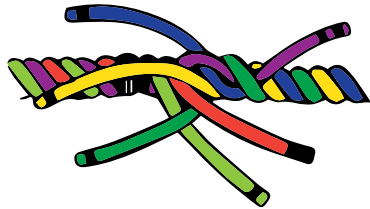




SHORT SPLICE



The Short Splice joins two ropes of equal size or two ends of the same rope. Unlay both ends of the rope for a distance about equal to 12 times the diameter of the rope.

A Place the two ends of the rope together alternating the strands.

A. Temporarily tie down the strands to prevent the rope unlaying further.

B. Tuck strand 1 over an opposing strand and under the next strand.

C. Bring strand 2 over strand 5 and under the next one.

D. Bring strand 3 over strand 6 and under the next one. You have now completed the first tuck.

E. Remove the temporary tie and repeat the operation described above on the other rope end. Continue tucking the strands in sequence until you have done four tucks on each rope. Trim the ends.